


Current Sensor for AC and DC currents

Put-on sensor with transistor-output

Current sensor S1 for AC and DC currents



Part number: **S225694**

The current sensor S1 records the current in a cable with a hall-sensor. At currents of adjustable 5-30 A the transistor-outputs switch and report a current in the monitored cable.

The current sensor can be fixed with a cable fastener (apply to only 1 cable). Thus it can be mounted subsequently without disconnecting the cable.

As supply-voltage DC 24 V are required.

The current sensor can be connected to ZIEHL current-relays for current detection yes/ no ant to ZIEHL controls for dedusting plants. The connection to a digital input of a PLC also is possible.

Application:

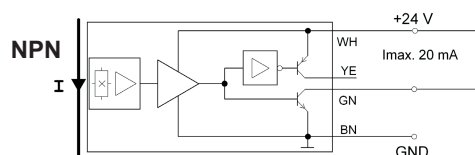
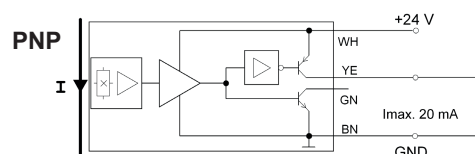
Recording of welding currents (mounting at ground wire) for controlling dedusting plants in combination with ZIEHL-controls type STW.

Recording of the state of a consumer of electricity (on or off or defective).

In general the current sensor S1 is used where the current flow is to be detected, with the exact value of the current either known from the power consumption of the connected consumer or does not matter for the evaluation.

For evaluation of measuring data in more than 1 cable, the outputs of several current sensors can be connected in parallel (or-evaluation).

- switching point adjustable 5-30 A
- LED for current flow
- monitoring of AC and DC currents
- mounting without disconnection of cable possible
- 2 transistor-outputs, switching + and -
- direct connection to a PLC possible
- connection to current-relays ZIEHL type STW
- sturdy, sealed execution
- overload capacity: unlimited
- test-voltage 2,5 kV



Technical Data

Supply voltage U_s	DC 24 V $\pm 20\%$, 12 mA
Switching point at $T_u = 25^\circ\text{C}$	adjustable AC/DC 5-30 A
Tolerance	$\pm 20\%$
Repeat accuracy	$\pm 2\%$
Temperature coefficient	typical $< \pm 0,2 \text{ A/K}$, max. $\pm 0,45 \text{ A/K}$
Frequency of measured current	0 / 10 ... 400 Hz
Overload cap. continuous/ $< 1\text{min}$	500 A / 1000 A
Output 1	DC 24 V, + switching, max. 10 mA
Output 2	DC 24 V, - switching, max. 10 mA
On- / off-delay	app. 300 ms
Rated ambient temperature range	0...55°C
Dimensions (l x w x h)	75 x 16,5 x 10 mm
Cable for connection	app. 2 m, 4 x 0,34 mm ²
Attachmant	e.g. with cable fastener (not included)
Weight	app. 150 g (cable included)